

UC 65-12

12V 65AH

Deep Cycle

Ultracell®

'Quality in Every Language'

UC65-12



Physical Specification

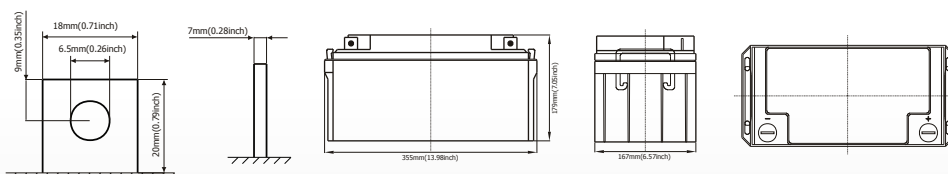
Part Number:	UC65-12
Length:	355 ± 2 mm (13.98 inches)
Width:	167 ± 2 mm (6.57 inches)
Container Height:	179 ± 2 mm (7.05 inches)
Total Height (with terminal):	179 ± 2 mm (7.05 inches)
Approx Weight:	Approx 22.7kg (50.05lbs)

Specifications

	Normal Voltage	12V
	Normal Capacity (20HR)	65.0AH
Terminal Type	Standard Terminal	F6
	Optional Terminal	-
Container Material	Standard Option	ABS
	Flame Retardant Option (FR)	ABS(UL94:VO)
Rated Capacity	66 AH/2.25A	(20hr, 1.80V/cell, 25°C / 77°F)
	65 AH/4.15A	(10hr, 1.80V/cell, 25°C / 77°F)
	55 AH/7.27A	(5hr, 1.75V/cell, 25°C / 77°F)
	40 AH/26.7A	(1hr, 1.60V/cell, 25°C / 77°F)
Max Discharge Current		
Internal Resistance	Fully Charged at 25°C 0.006 Ohm	
Discharge Characteristics	Operating Temp. Range	Discharge: -15 ~ 50°C (5 ~ 122°F)
		Charge: 0 ~ 40°C (32 ~ 104°F)
		Storage: -15 ~ 40°C (5 ~ 104°F)
	Nominal Operating Temp. Range	25 ± 3°C (77 ± 5°F)
	Cycle Use	Initial Charging Current less than - Voltage 14.5V ~ 15.0V at 25°C (77°F) Temp. Coefficient -30mV/°C
	Standby Use	No limit on Initial Charging Current Voltage 13.5V ~ 13.8V at 25°C (77°F) Temp. Coefficient -20mV/°C
Capacity affected by Temperature	40°C (104°F) 103%	
	25°C (77°F) 100%	
	0°C (32°F) 86%	
Design Floating Life at 20°C	12 Years	
Self Discharge	Ultracell batteries may be stored for up to 6 months at 25°C(77F) and then a refresh charge is required. For higher temperatures the time interval will be shorter.	

Dimensions

F6 Terminal



ALL DATA IS SUBJECT TO CHANGE WITHOUT NOTICE

Ultracell (UK) Ltd | Vesty Business Park | Vesty Road | Liverpool | L30 1NY | United Kingdom
Tel: +44 (0) 151 523 2777 Fax: +44 (0) 151 523 0855 Email: info@ultracell.co.uk

www.ultracell.co.uk



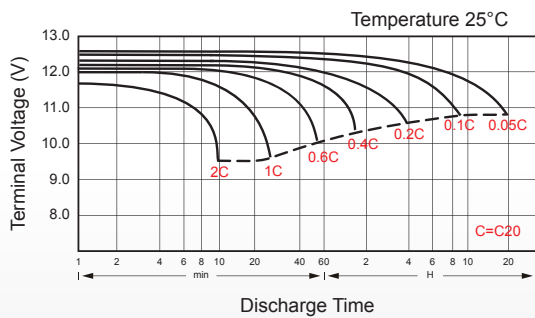
Constant Current Discharge (Amperes) at 25°C (77°F)

F.V/Time	10 min	15 min	20 min	30 min	45 min	1h	2h	3h	4h	5h	6h	8h	10h	20h
1.85V/cell	54.8	46.5	40.6	31.4	23.9	20.0	12.5	9.46	7.74	6.63	5.76	4.65	3.94	2.19
1.80V/cell	67.4	55.2	47.5	35.8	26.9	22.2	13.6	10.2	8.30	7.05	6.11	4.90	4.15	2.25
1.75V/cell	75.7	61.5	52.0	38.7	28.7	23.5	14.3	10.7	8.63	7.27	6.30	5.02	4.21	2.28
1.70V/cell	84.5	66.9	55.5	40.7	30.0	24.6	15.0	11.0	8.88	7.48	6.47	5.13	4.28	2.32
1.65V/cell	90.5	70.5	58.3	42.6	31.1	25.4	15.4	11.4	9.08	7.66	6.60	5.21	4.35	2.34
1.60V/cell	98.7	75.6	62.4	45.1	32.9	26.7	16.0	11.7	9.36	7.87	6.75	5.28	4.41	2.37

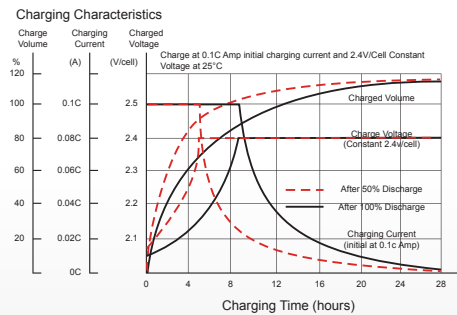
Constant Power Discharge (Watts) at 25°C (77°F)

F.V/Time	10 min	15 min	20 min	30 min	45 min	1h	2h	3h	4h	5h	6h	8h	10h	20h
1.85V/cell	102.9	88.0	77.5	60.5	46.4	38.9	24.5	18.5	15.2	13.1	11.4	9.22	7.83	4.38
1.80V/cell	124.7	102.9	89.4	68.2	51.7	43.0	26.5	19.9	16.2	13.8	12.0	9.70	8.23	4.49
1.75V/cell	138.1	113.4	97.0	73.2	54.8	45.3	27.7	20.8	16.8	14.2	12.4	9.92	8.35	4.55
1.70V/cell	151.7	122.0	102.6	76.5	57.0	47.1	28.9	21.4	17.3	14.6	12.7	10.1	8.48	4.61
1.65V/cell	160.7	127.3	107.0	79.4	58.9	48.6	29.6	22.0	17.6	14.9	12.9	10.3	8.60	4.66
1.60V/cell	172.3	134.6	113.4	83.3	61.7	50.6	30.5	22.6	18.1	15.3	13.2	10.4	8.72	4.70

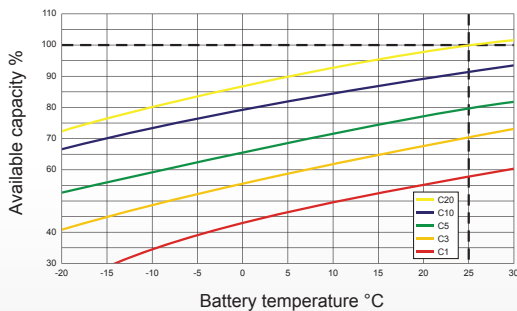
Discharge Characteristics



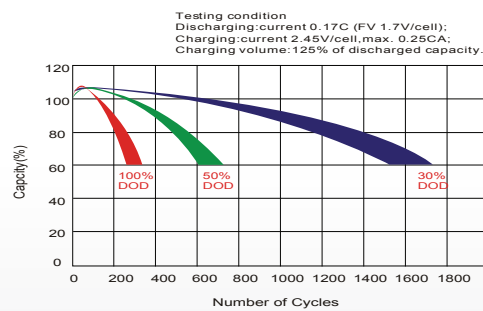
Charging Characteristics (cycle use)



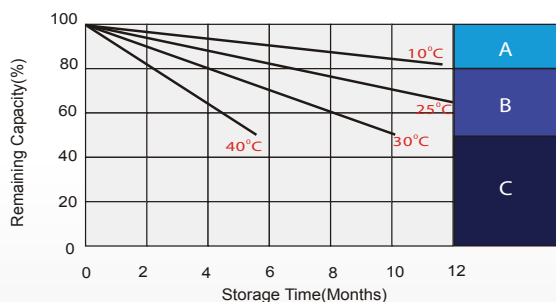
Temperature Effects in Relation to Battery Capacity



Cycle Life in Relation to Depth of Discharge



Self Discharge Characteristics



- A** No supplementary charge required
(Carry out supplementary charge before use if 100% capacity is required.)
- B** Supplementary charge required before use. Optional charging way as below:
1. Charged for above 3 days at limited current 0.25CA and constant voltage 2.25V/cell.
2. Charged for above 20hours at limited current 0.25CA and constant voltage 2.45V/cell.
3. Charged for 8-10hours at limited current 0.05CA.
- C** Supplementary charge may often fail to recover the capacity.
The battery should never be left standing till this is reached.

ALL DATA IS SUBJECT TO CHANGE WITHOUT NOTICE